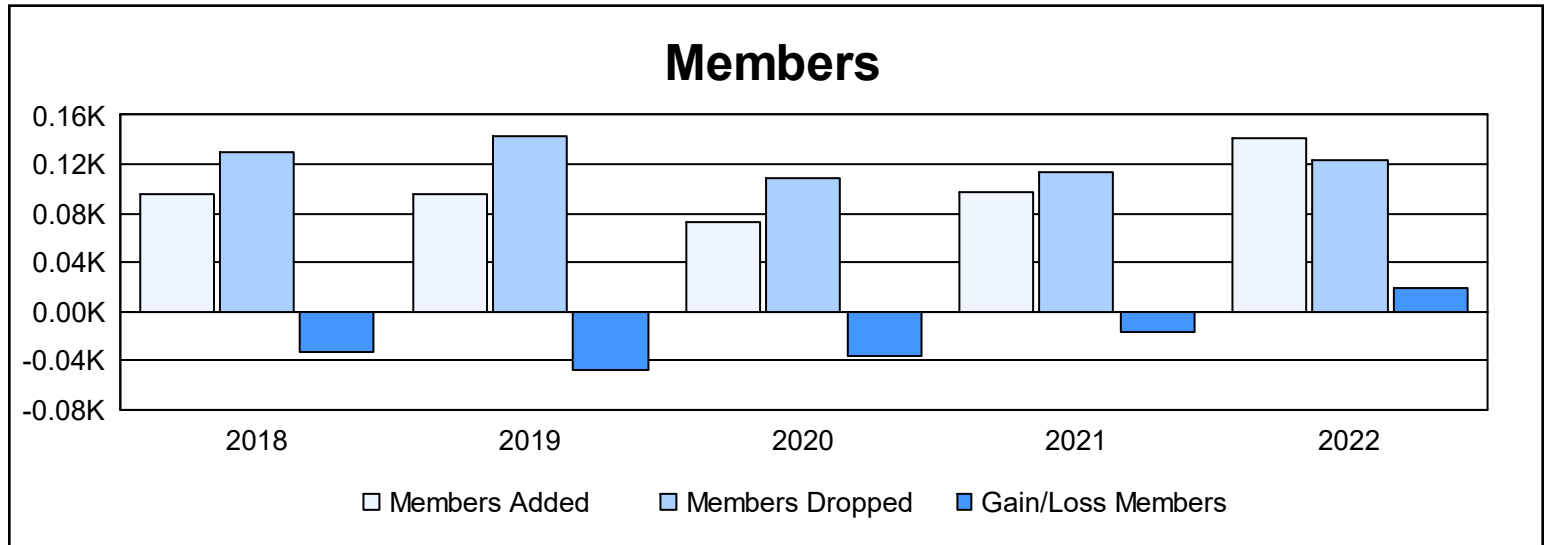
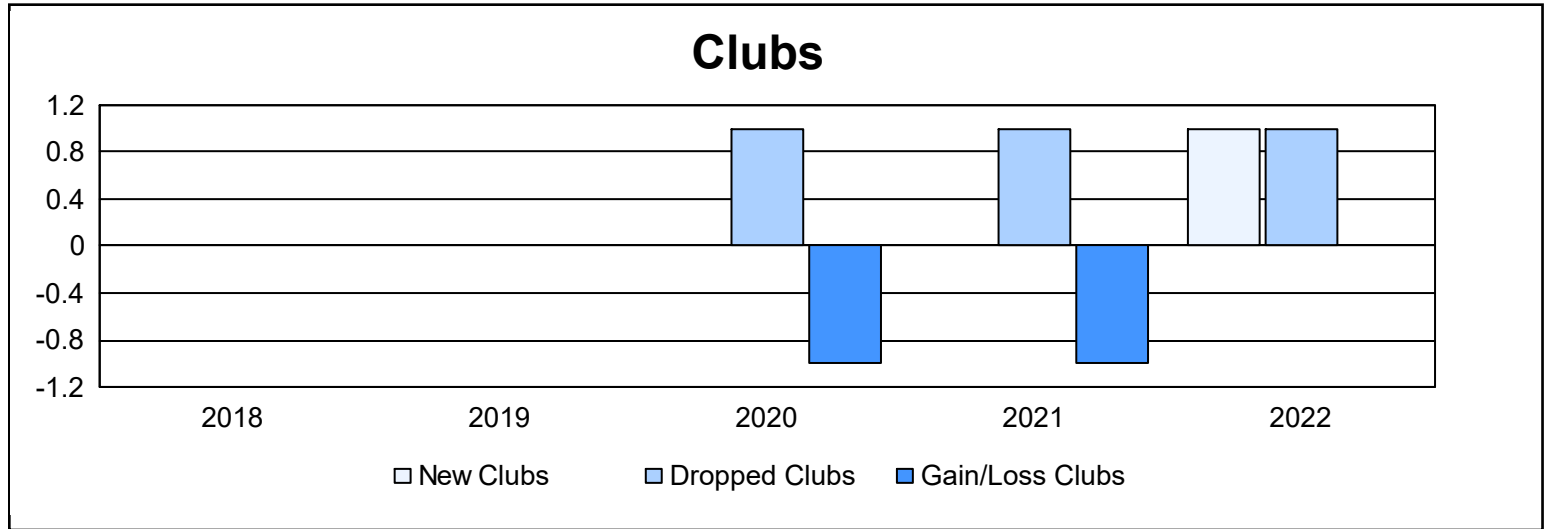
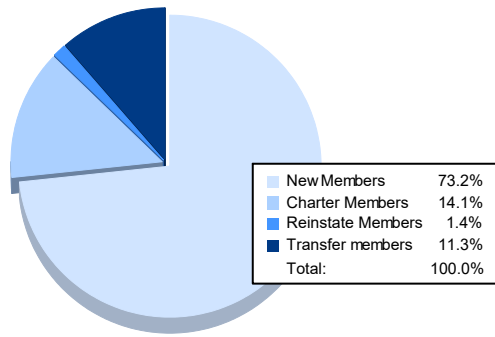


Year	New Clubs	Dropped Clubs	Gain/ Loss Clubs	New Members	Charter Members	Reinstate Members	Transfer Members	Total Member Added	Total Members Dropped	Gain/ Loss Members
2017-2018	0	0	0	82	0	5	9	96	129	-33
2018-2019	0	0	0	75	1	13	7	96	143	-47
2019-2020	0	1	-1	54	2	2	15	73	109	-36
2020-2021	0	1	-1	67	5	4	22	98	114	-16
2021-2022	1	1	0	104	20	2	16	142	123	19
<b>Average</b>	<b>0</b>	<b>1</b>	<b>0</b>	<b>76</b>	<b>6</b>	<b>5</b>	<b>14</b>	<b>101</b>	<b>124</b>	<b>-23</b>



### Membership Composition June 2022 Cumulative



### Gender Composition June 2022 Cumulative

